

North Dakota Asphalt Conference

April 3, 2012



Welcome

- Welcome
- Transportation accomplishments
- Federal Funding
- State Funding
- Challenges
- Future Projects

Transportation Accomplishments

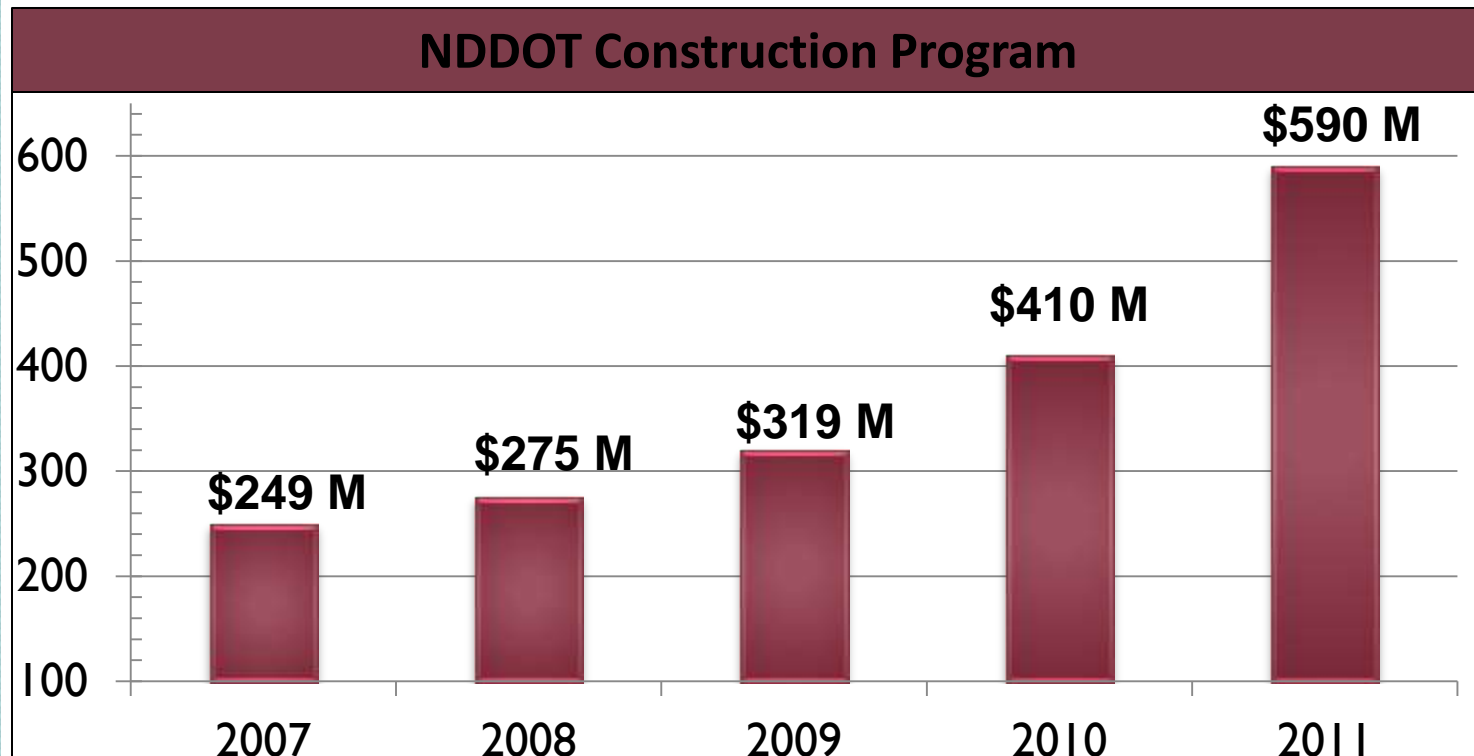
Transportation Project:

- The NDDOT had a record construction season in 2011.
 - Completed \$595.6 million in projects, which is the largest in state history.
 - Completed first “Super 2” highway in North Dakota.

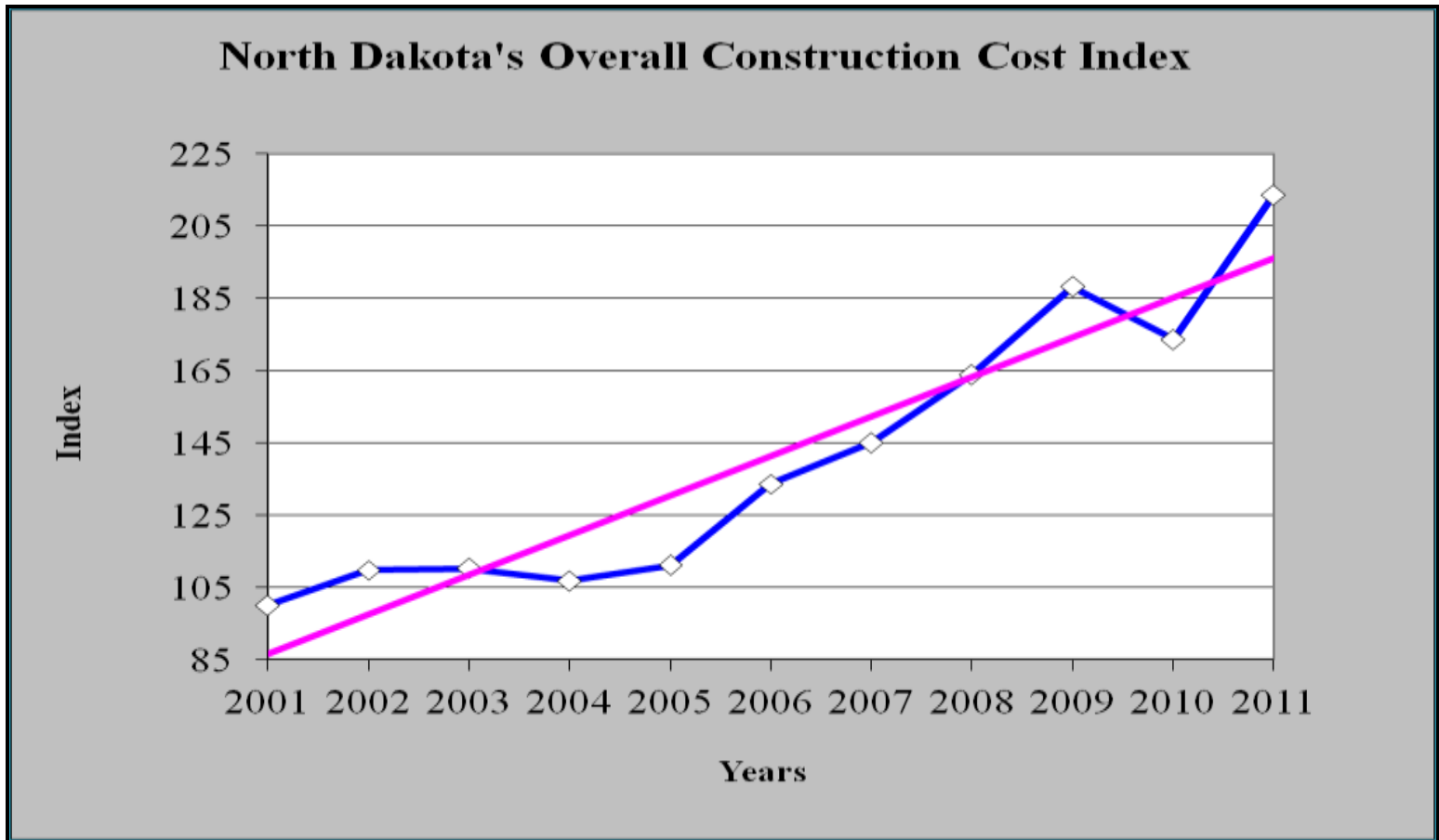


Transportation Accomplishments continued...

Construction program has increased tremendously over the past five years from approximately \$249 million in 2007 to \$590 million in 2011.



Construction Cost Index



Transportation Funding

The Governor and legislature passed a comprehensive transportation package of \$1.67 billion for the 2011-2013 biennium.

- It includes an unprecedented sum in non-matching State General Fund dollars.
- It is the largest 2-year budget for road construction and transportation services in NDDOT history.
- \$600 million = Regular federal aid statewide construction program.
- \$228.6 million = Extraordinary State Highway Maintenance program.
- \$142 million = County and Township Road Reconstruction program.
- \$200 million = To address emergency roadway needs at Devils Lake and flooding on roadways across the state.



Federal Funding

Uncertainty of future federal funding:

- N.D. very dependent on federal highway funding.
- Current federal highway bill expired Sept. 30, 2009.
- Have been operating under a series of continuing resolutions based on 2009 funding levels.
 - Difficult to do long range planning.
 - Current extension expires June 2012 (\$168 million).

Reauthorization

- House Resolution 7 – American Energy and Infrastructure Jobs Act.
- Senate Bill 1813 – Map 21.
- Both Bills favorable for North Dakota:
 - Funding distribution.
 - Streamline environmental rules.

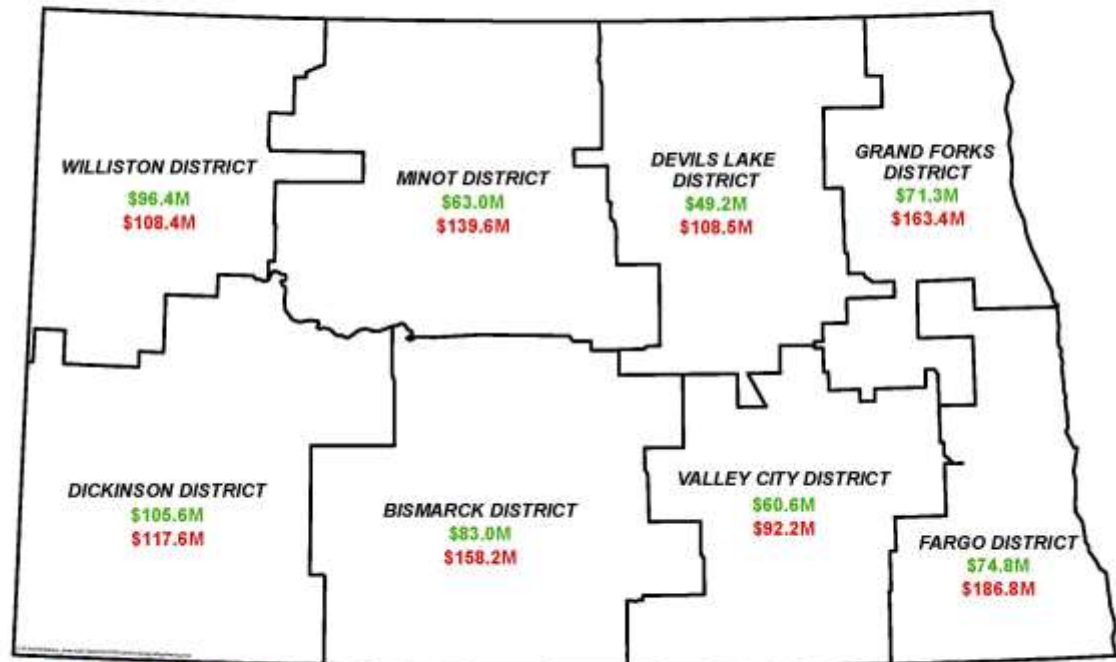


Statewide Transportation Improvement Program (STIP)

This map shows the dollar amount the NDDOT plans on investing in projects on state highways in each of the eight districts. The locations and type of projects are identified in the STIP that is updated annually.

About \$600 million worth of projects that will be undertaken in the 2011 – 2013 biennium. The STIP includes just over \$1.1 billion in projects that are planned to be undertaken by 2015.

Additional \$228.6 million in State funding to be distributed to the 17 oil producing counties.

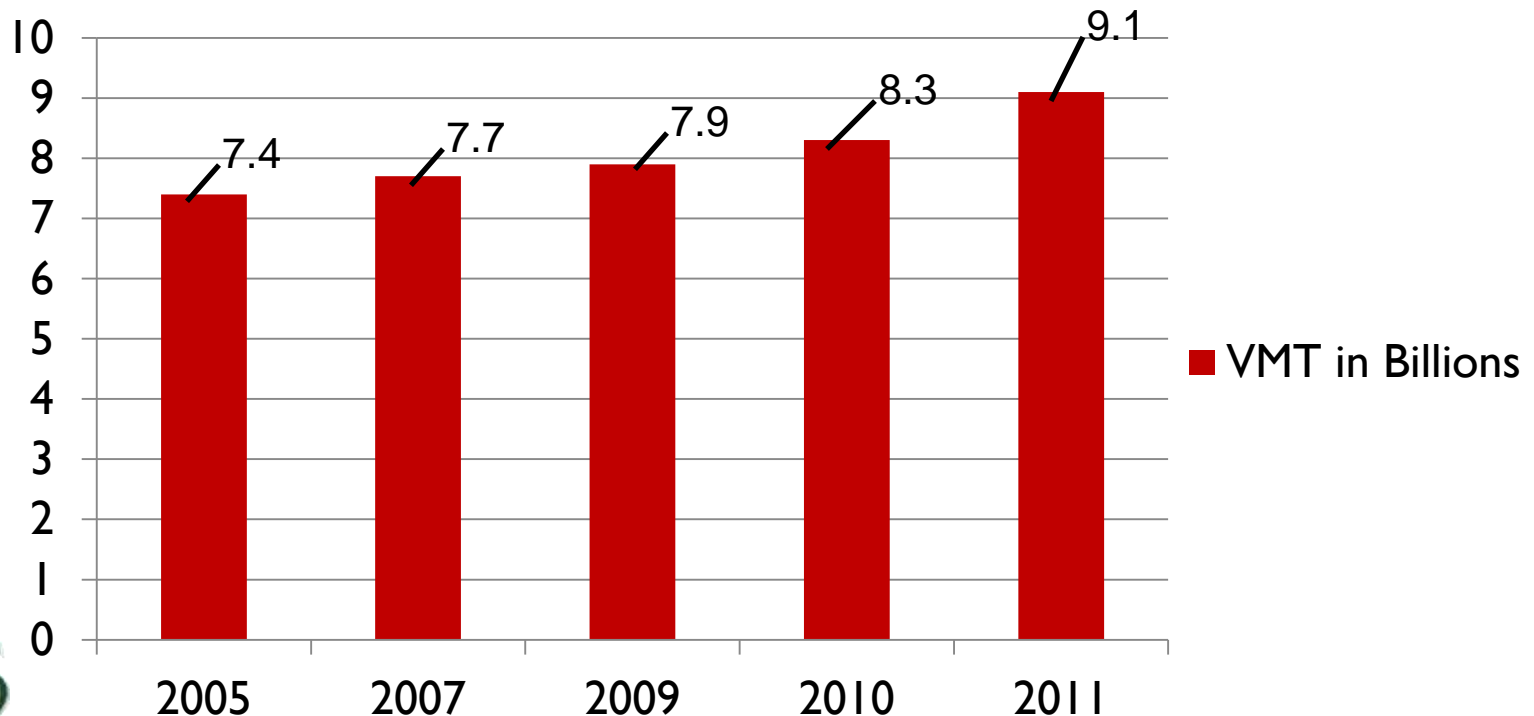


STIP 2011 - 2013 Biennium
STIP 2012 - 2015

Challenges of Today

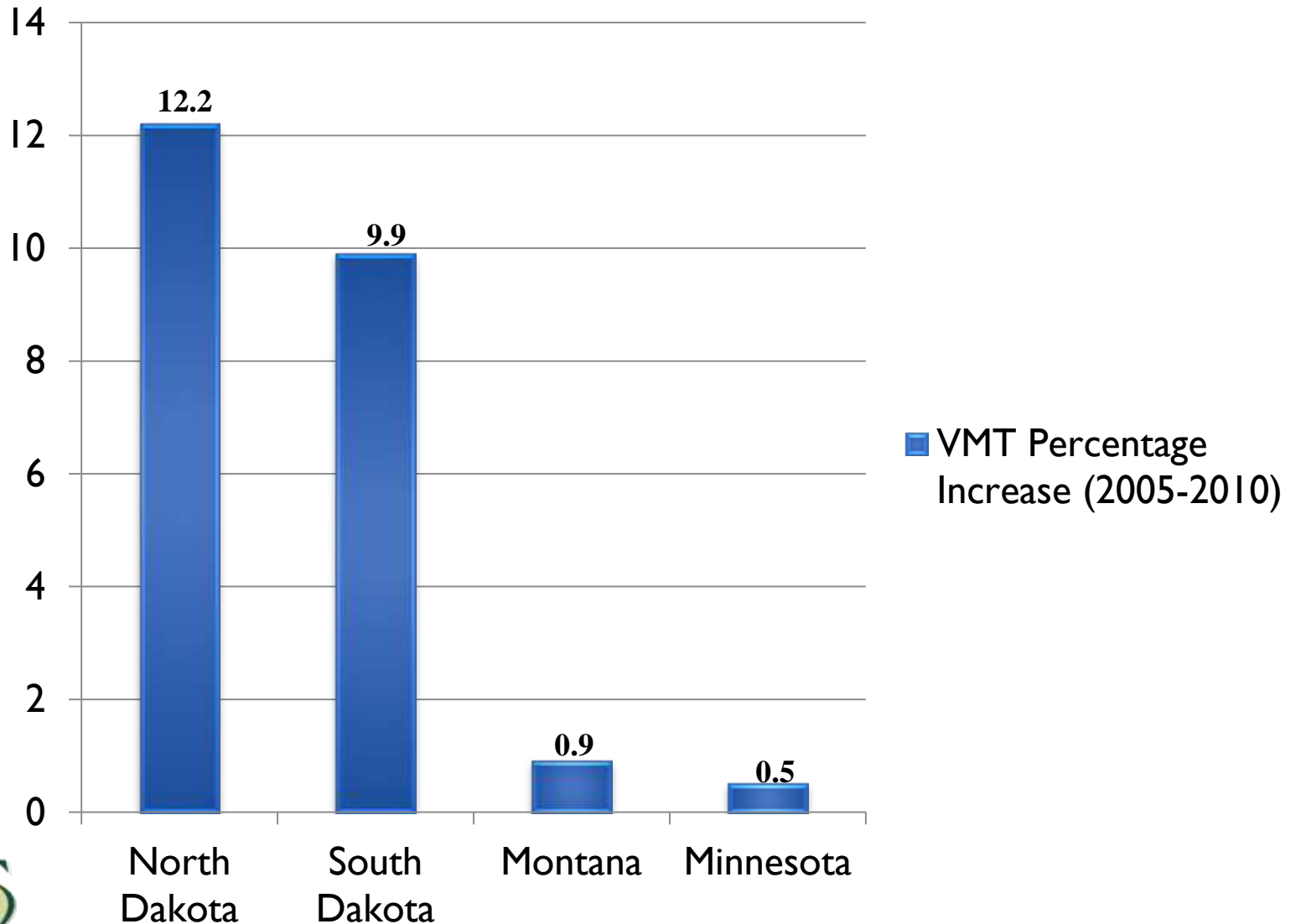
North Dakota has seen an increase in vehicle miles traveled (VMT's) on the state highway system from 2005 to 2011. Growing from 7.4 billion VMT's in 2005 to 9.1 billion VMT's in 2011.

Vehicle Miles Traveled (VMT) in Billions



VMT Increase by State

VMT Percentage Increase (2005-2010)



Transportation Challenges – Agriculture

- In 1950, when we were building our highway system, the state had twice as many farms but they were only half the size of a current farm.
 - The state produced 17.1 billion pounds of agricultural production which required about 233,000 truckloads to move.
- By 2010, agricultural production in the state was up to 89.4 billion pounds, a 422 percent increase.
 - If all of this production is moved at least once by a 5-axle semi truck, it would equal more than 2 million truckloads.



Transportation Challenges - Flooding

Flooding:

- Devils Lake
- Red River
- Prairie Pothole Region
- Mouse River
- Missouri River



ND Highway 57 Near Devils Lake



ND Highway 11, east of Ashley



Wake over ND Highway 3 near Hurdsfield

Transportation Challenges – Oil Impact



US Highway 85 between Watford City and Williston

Oil and Energy Industry
impact in western
North Dakota



Traffic into Williston

Energy Impact on Roadways

- The increased traffic volumes, (particularly heavy trucks), has accelerated the deterioration of county, township roads, and state highways in the oil impact areas in western North Dakota.
- The latest traffic count on ND 23 within the city limits of New Town show a range of 8,350 – 10,415 vehicles a day.

Average Annual Daily Traffic (AADT) for all types of vehicles

Highway	Location	Average AADT 2006	Average AADT 2009/2010	Average AADT 2011
ND 8	ND 23 N to Stanley	611	2,454	2,981
ND 22	Dickinson N to ND 23	1,078	2,573*	3,557
ND 23	Watford City to New Town	1,353	3,356*	4,020
ND 23	New Town to ND 8	3,326	5,608*	6,508
ND 23	ND 8 to US 83	1,351	2,191*	2,680
US 85	West of Watford City to Jct. of US 85 and US 2	2,322	2,828	6,270
US 2	US 85 to Stanley-EB &WB	2,003	3,654	7,270
US 2	Stanley to US 52-EB & WB	2,442	2,914	6,056

2012 Construction Program

- Approximately \$520 million (October 2011 thru July 2012 Bid Openings)
- Contingent upon current legislation in ND, and the outlook of federal funds based on a surface transportation continuing resolution or bill
 - Includes federal, state, and local dollars



2012 Asphalt Projects

Asphalt projects for 2012 include:

- 572 miles of asphalt pavement (STIP projected)
 - 885,000 Tons HBP
 - 35,000 Tons Asphalt Cement



Asphalt Technology

Always looking for new technology and better service from pavements.

- For the third year, the NDDOT is using Warm Mix Asphalt (WMA). This year, this technology will be incorporated into two NDDOT projects.
 - One of these projects will include the chemical additive Evotherm 3G.
 - The other project will use the foaming process, which is a WMA technology that utilizes water instead of a chemical additive to produce WMA.

- Last year, the NDDOT constructed three WMA projects including one utilizing Recycled Asphalt Pavement (RAP) in the WMA.

Safety on Highways

Safety continues to be number one priority:

- Number of traffic related deaths in state went from 105 in 2010 to 148 in 2011.
 - Primary contributing factors to fatal crashes:
 - Alcohol, not using seatbelts, speed and lane departure.
 - As of 3/26/12 there have been 23 fatalities, 16 seatbelts not worn.
- Safety Improvements
 - Adding turning & passing lanes, intersection improvements
 - Adding rumble strips on two-lane state highways
 - Safety messages

Summary

Transportation infrastructure investment results in many benefits:

- Creates jobs and strengthens the economy.
- Improves safety.
- Improves mobility for our citizens and businesses.

With these and other benefits in view, NDDOT is working hard to “provide a transportation system that safely moves people and goods.”

